








# VALENTINE'S DAY Cootie Catcher




FOLLOW THE INSTRUCTIONS ON THE NEXT PAGE TO FOLD YOUR COOTIE CATCHER. HAVE FUN!

 <p><b>CUPID</b></p>	<p><b>1</b></p> <p>WHAT DID THE STAMP SAY TO THE ENVELOPE?</p>	<p><b>2</b></p> <p>WHAT DID THE PAPER CLIP SAY TO THE MAGNET?</p>	 <p><b>CUPCAKE</b></p>
<p><b>8</b></p> <p>WHAT DID ONE VOLCANO SAY TO THE OTHER?</p>	<p>STICK WITH ME VALENTINE!</p>	<p>I FIND YOU VERY ATTRACTIVE!</p>	<p><b>3</b></p> <p>HOW DID THE TELEPHONE PROPOSE TO ITS GIRLFRIEND?</p>
<p><b>7</b></p> <p>WHAT DID THE BOY SHEEP SAY TO THE GIRL SHEEP?</p>	<p>I LOVE EWE!</p>	<p>I LOVE YOU WITH ALL MY ART!</p>	<p><b>4</b></p> <p>WHY DID THE BANANA GO OUT WITH THE PLUMER?</p>
 <p><b>TEDDY BEAR</b></p>	<p><b>6</b></p> <p>WHAT DO YOU CALL TWO BIRDS IN LOVE?</p>	<p>WHAT DID THE PAINTER SAY TO HIS SWEETHEART?</p>	 <p><b>RING</b></p>

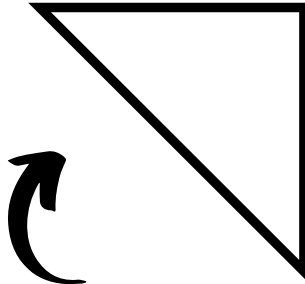
# How To Fold A Cootie Catcher

1




Cut out square & flip it so the side with writing and pictures is face down...

2



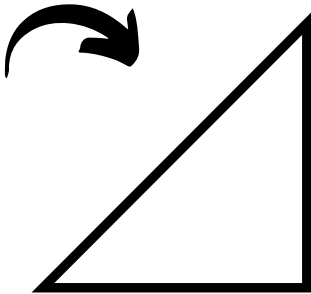
And fold

3




Unfold

4




Fold

5




Unfold

6



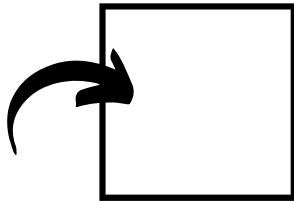
Fold all 4 corners...

7



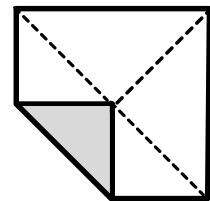
Into the center

8




Flip entire square over

9



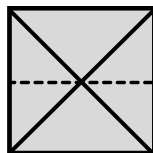
Fold all 4 corners...

10



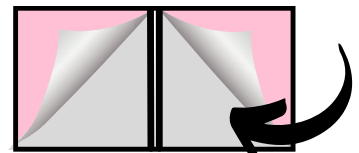
Into the center

11



Fold in half

12



Insert fingers into flaps & have fun!