

Dad Joke

Fortune Teller/Cootie Catcher

How to Play

1. PICK A FATHER'S DAY DESIGN

- The player holding the cootie catcher asks someone to pick 1 of the 4 Father's Day designs that are on the top four flaps.
- They open and close the cootie catcher by spelling the name of the Father's Day Design.

2. CHOOSE A NUMBER

- After the first movement, the player will see numbers inside the cootie catcher. They then choose one of the numbers.
- The cootie catcher is opened and closed that many times again.

3. PICK A FINAL NUMBER

- The player then chooses a final number inside the catcher.
- The flap is lifted to reveal the hidden message inside.

4. READ THE MESSAGE

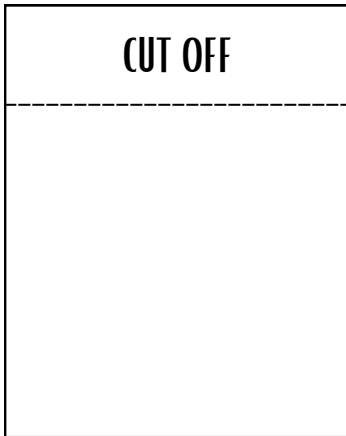
- The message is read aloud, sparking laughter, fun, or conversation!

How to Fold

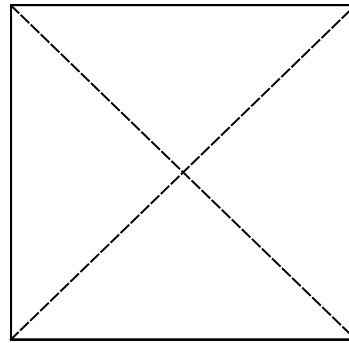
MATERIALS:

- Printable fortune teller/cootie catcher template
- Scissors

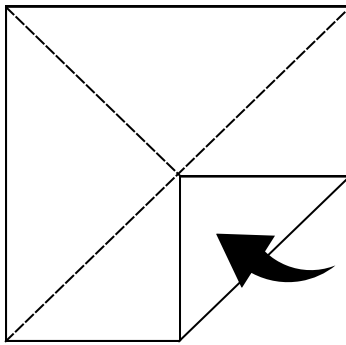
INSTRUCTIONS:



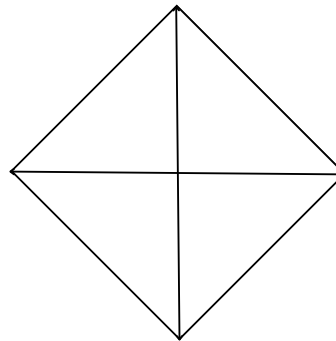
1. Cut out the cootie catcher.



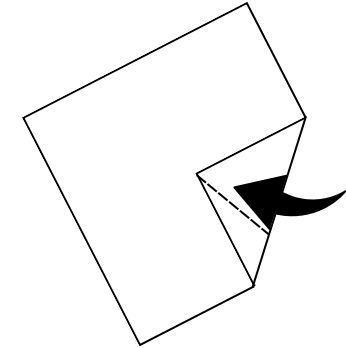
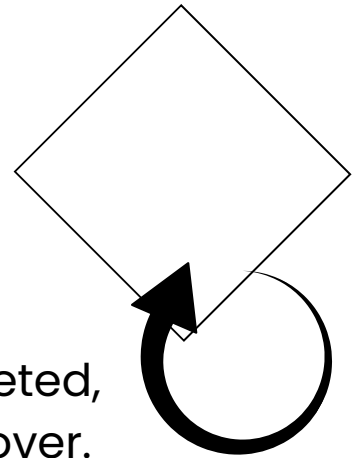
2. Place it face side down & fold it in half with diagonal creases.



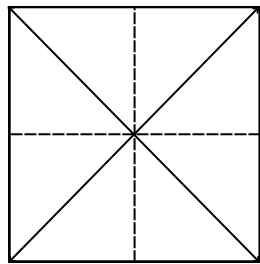
3. Fold four corners of the square into the center.



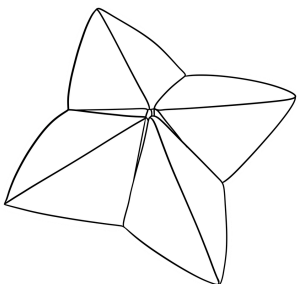
4. Once completed, flip the paper over.




5. Fold the new corners to the center.



6. You may need to fold it in half both ways to make creases so that you can open the folds with your fingers.



7. Place your fingers under each flap and work the cootie catcher back and forth.



What do you call fake spaghetti?

Why don't eggs tell jokes?



I only know 25 letters of the alphabet.

An impasta.

Because they'd crack each other up.



He was outstanding in his field.

Why did the scarecrow win an award?



I don't know Y.

How do cows stay up to date?

They read the moo-s-pa-per.

You planet.

How do you organize a space party?

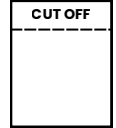



Nacho cheese!

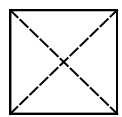
It had too many problems.



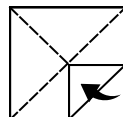
Why did the math book look sad? What do you call cheese that isn't yours?



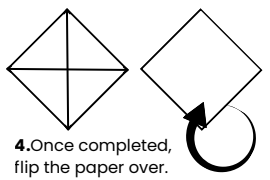
1. Cut out Cootie Catcher.



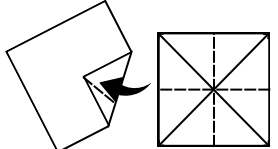
2. Place it face side down & fold it in half with diagonal creases.




3. Fold four corners of the square into the center.



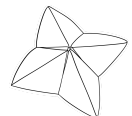
4. Once completed, flip the paper over.



5. Fold the new corners to the center.



6. You may need to fold it in half both ways to make creases so that you can open the folds with your fingers.



7. Place your fingers under each flap and work the cootie catcher back and forth.



I used to play piano by ear...

Why can't your nose be 12 inches long?

But now I use my hands.

Because then it would be a foot.



Did you hear about the restaurant on the moon?

Great food, no atmosphere.

I'll meet you at the corner.

What did one wall say to the other wall?



WORLD'S best DAD

What did the ocean say to the beach?

Nothing, it just waved.

A satisfactory.

What do you call a factory that makes okay products?



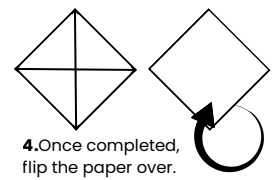
It looks like they got together.

In case he got a hole in one.

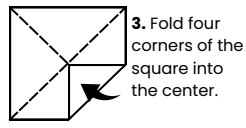


How does a penguin build its house?

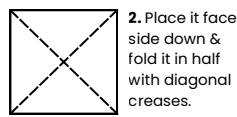
Why did the golfer bring an extra pair of pants?



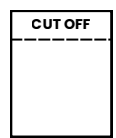
4. Once completed, flip the paper over.



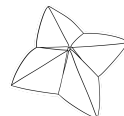
3. Fold four corners of the square into the center.



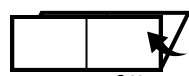
2. Place it face side down & fold it in half with diagonal creases.



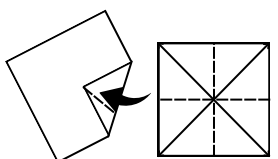
1. Cut out Cootie Catcher.




7. Place your fingers under each flap and work the cootie catcher back and forth.



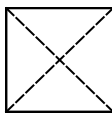
6. You may need to fold it in half both ways to make creases so that you can open the folds with your fingers.



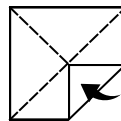
5. Fold the new corners to the center.



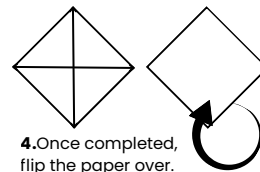
1. Cut out Cootie Catcher.



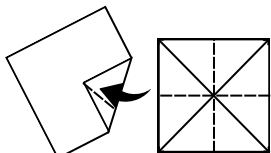
2. Place it face side down & fold it in half with diagonal creases.



3. Fold four corners of the square into the center.



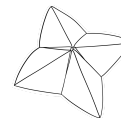
4. Once completed, flip the paper over.



5. Fold the new corners to the center.



6. You may need to fold it in half both ways to make creases so that you can open the cootie catcher with your fingers.



7. Place your fingers under each flap and work the cootie catcher back and forth.



1

Why did the tomato turn red?

2

I'm reading a book on anti-gravity...



8

What do you call someone who steals energy?

Because it saw the salad dressing.

3

What do you call a fish wearing a bowtie?

3

Why are elevator jokes so good?

Why did the bicycle fall over?

A joule thief.

4

Why are they work on many levels.

4

Thunderwear. I can do it with my eyes closed.




6

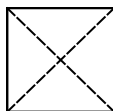
I'm so good at sleeping...

5

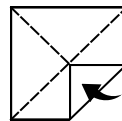
What does a cloud wear under his raincoat?



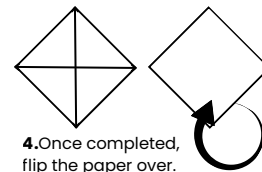
CUT OFF
1. Cut out Cootie Catcher.



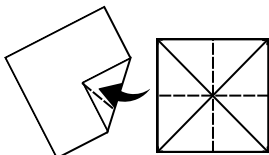
2. Place it face side down & fold it in half with diagonal creases.



3. Fold four corners of the square into the center.



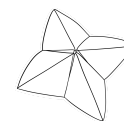
4. Once completed, flip the paper over.




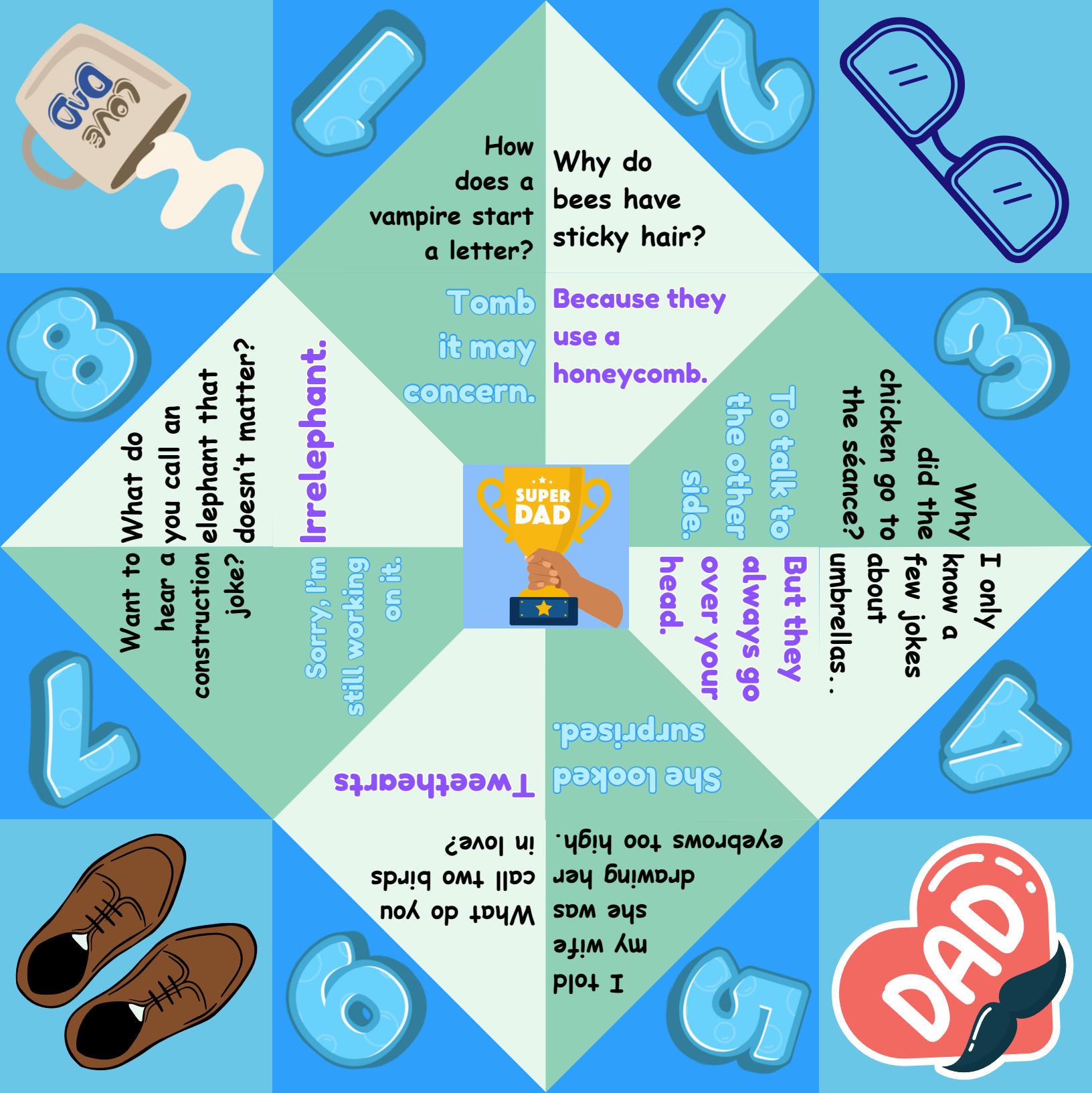
5. Fold the new corners to the center.



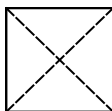
6. You may need to fold it in half both ways to make creases so that you can open the cootie catcher with your fingers.



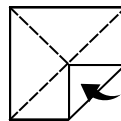
7. Place your fingers under each flap and work the cootie catcher back and forth.



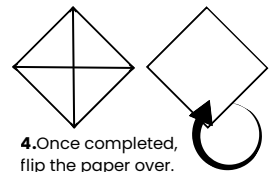
CUT OFF
1. Cut out Cootie Catcher.



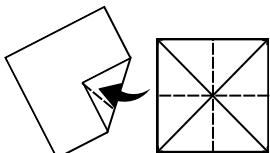
2. Place it face side down & fold it in half with diagonal creases.



3. Fold four corners of the square into the center.



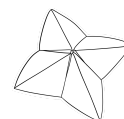
4. Once completed, flip the paper over.



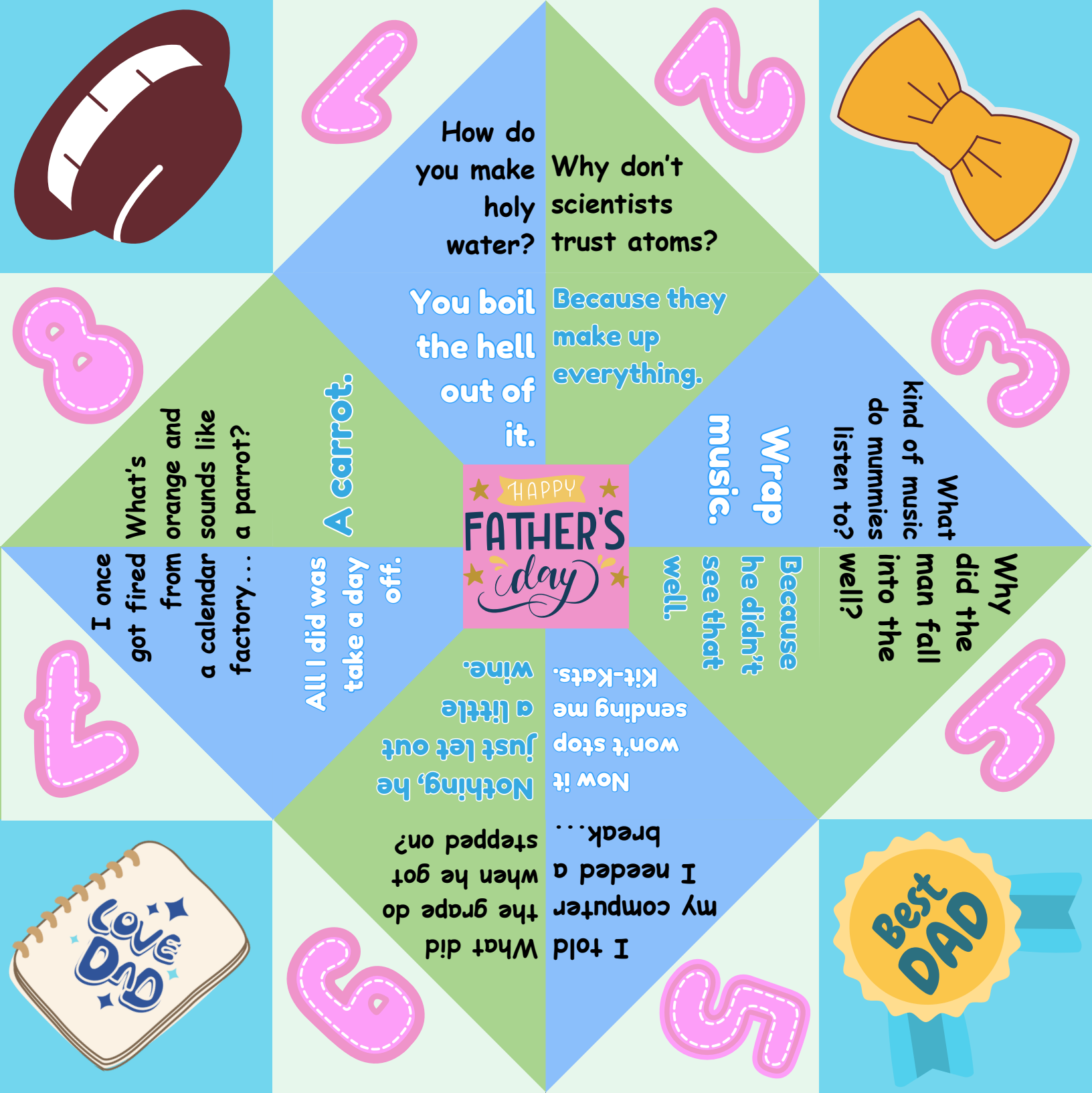
5. Fold the new corners to the center.



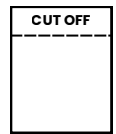
6. You may need to fold it in half both ways to make creases so that you can open the cootie catcher with your fingers.



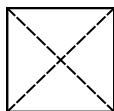
7. Place your fingers under each flap and work the cootie catcher back and forth.



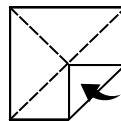
★ HAPPY ★
FATHER'S
day ★



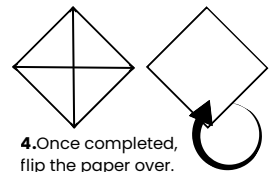
CUT OFF
 1. Cut out Cootie Catcher.



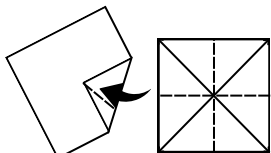
2. Place it face side down & fold it in half with diagonal creases.



3. Fold four corners of the square into the center.



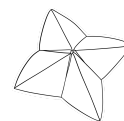
4. Once completed, flip the paper over.




5. Fold the new corners to the center.



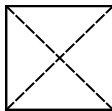
6. You may need to fold it in half both ways to make creases so that you can open the cootie catcher with your fingers.



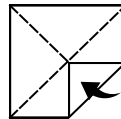
7. Place your fingers under each flap and work the cootie catcher back and forth.



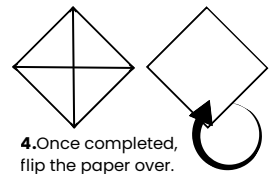
1. Cut out Cootie Catcher.



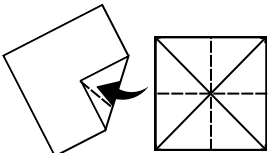
2. Place it face side down & fold it in half with diagonal creases.



3. Fold four corners of the square into the center.



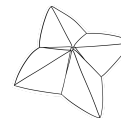
4. Once completed, flip the paper over.



5. Fold the new corners to the center.



6. You may need to fold it in half both ways to make creases so that you can open the cootie catcher with your fingers.



7. Place your fingers under each flap and work the cootie catcher back and forth.




1

Why do pancakes always win at baseball?

Because they have the batter.

Why did the man put his money in the freezer?

He wanted cold hard cash.



2

8

Why are spiders so smart?

They can find everything on the web.

Live stream.

What's the best way to watch a fly fishing tournament?

3



I asked the librarian if the library had books on paranoia...

She whispered, "They're right behind you."

They get toad.

What happens when frogs park illegally?

4


7

He was being shellfish.


A pouch potato.

Why did the man get kicked out of the seafood restaurant?

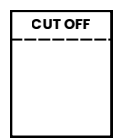
What do you call a lazy kangaroo?



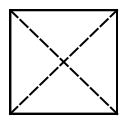
5



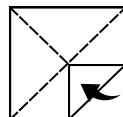
6



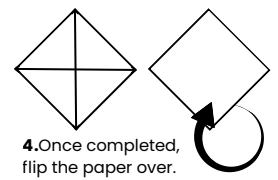
1. Cut out Cootie Catcher.



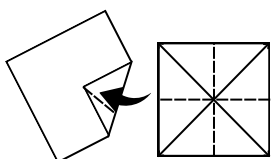
2. Place it face side down & fold it in half with diagonal creases.



3. Fold four corners of the square into the center.



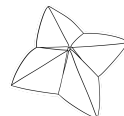
4. Once completed, flip the paper over.



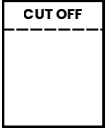
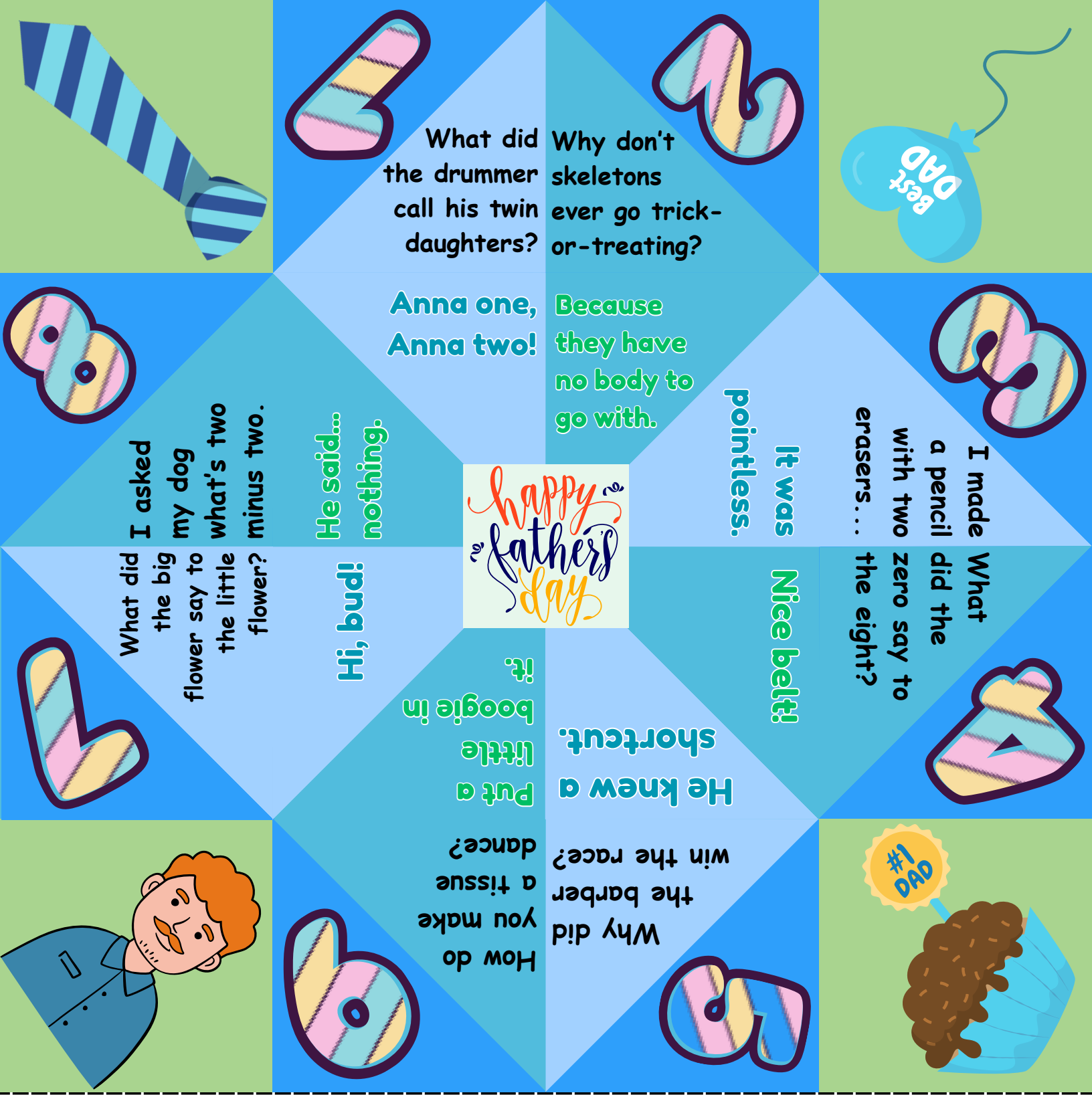
5. Fold the new corners to the center.



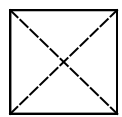
6. You may need to fold it in half both ways to make creases so that you can open the cootie catcher with your fingers.



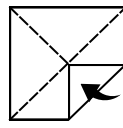
7. Place your fingers under each flap and work the cootie catcher back and forth.



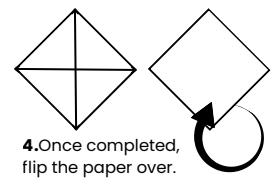
1. Cut out Cootie Catcher.



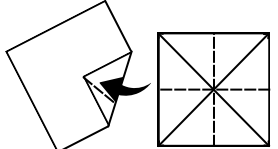
2. Place it face side down & fold it in half with diagonal creases.




3. Fold four corners of the square into the center.



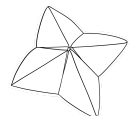
4. Once completed, flip the paper over.



5. Fold the new corners to the center.



6. You may need to fold it in half both ways to make creases so that you can open the cootie catcher with your fingers.



7. Place your fingers under each flap and work the cootie catcher back and forth.