


# MEMORIAL DAY CRAFT ACTIVITY

## Materials Needed




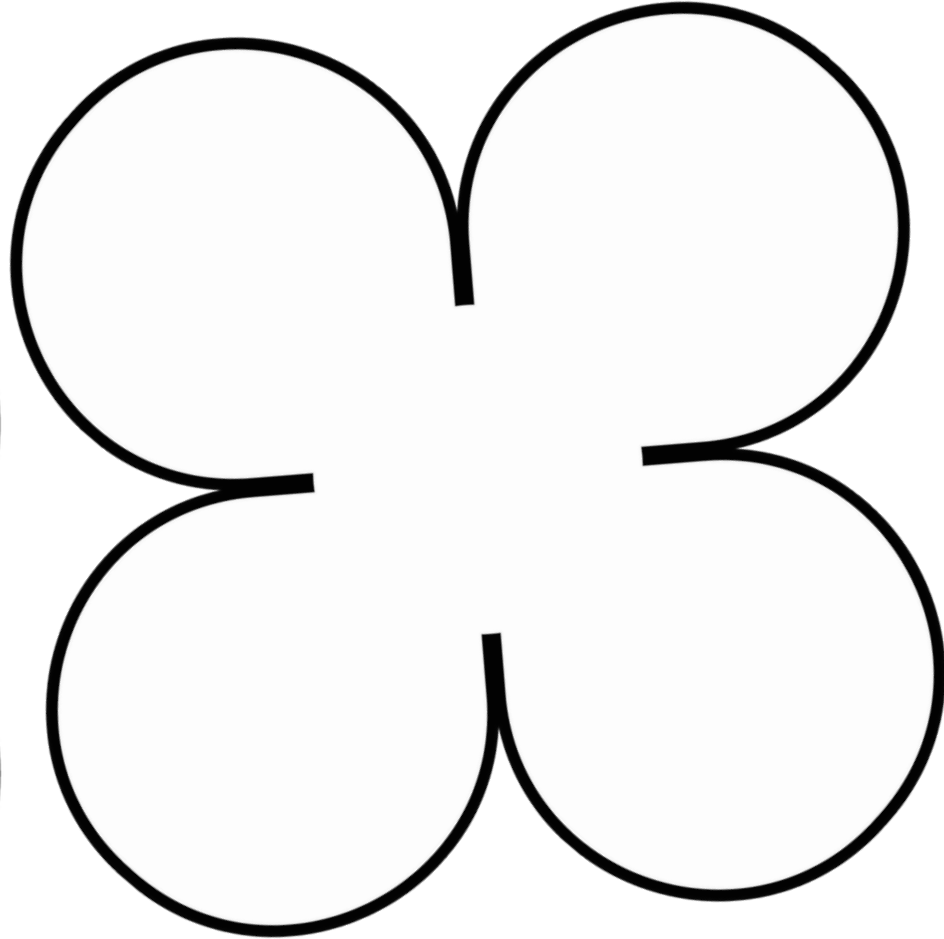

- Printed activity sheets
- Scissors
- Glue
- Colored pencils, crayons, or markers

















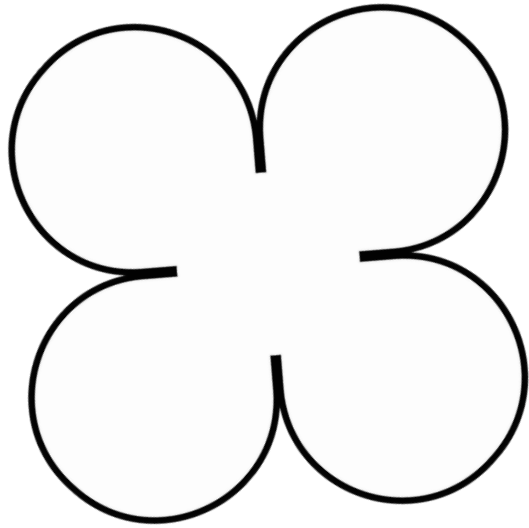
## Instructions

- Cut out the flower and leaf shapes
- Color the flower red and leaves green.
- Glue the flower and all pieces together to assemble the poppy craft.
- Complete the written reflection prompt to share your thoughts about Memorial Day.


















**We celebrate Memorial Day by**

 **I show respect for Memorial Day by** 

---

---

---

---

---


---

---

---


---

---






**I can show respect on Memorial Day by**



A large rectangular area with seven vertical lines for writing. The area is decorated with a blue star with a red outline at the top left corner and another blue star with a red outline at the bottom right corner.

**On Memorial Day, we usually see**



**One thing I learned about Memorial Day is**

---

---

---

---

---

---

---

---

---

---

**When I see a flag on Memorial Day I feel**

A large rectangular area with a black border, containing seven horizontal lines for writing. The lines are evenly spaced and extend across most of the width of the page. The right side of this area is decorated with a vertical line of stars: a red star at the top, followed by a blue star, a red star, a blue star, a red star, a blue star, and a red star at the bottom.

**Memorial Day makes me think about**

The writing area is enclosed in a rectangular border with a black outline. The top and bottom edges of the border feature a decorative pattern of red and white wavy lines, followed by a row of blue stars. The right edge of the border is decorated with red and white wavy lines, blue stars, and red flowers. The left edge of the border is decorated with red and white wavy lines, blue stars, and red flowers. The interior of the box contains ten vertical black lines, providing space for writing.



**Memorial Day teaches me about**

---

---

---

---

---

---

---

---

---

---







**I can show respect on Memorial Day by**

A large rectangular box containing 18 horizontal lines for writing. A red, white, and blue star is positioned in the top right corner, and another identical star is in the bottom left corner.







# Memorial Day makes me think about

The writing area consists of 15 horizontal lines. The first three lines are grouped by red and white wavy lines on both sides. The next three lines are grouped by blue stars on both sides. The following three lines are grouped by red and white wavy lines on both sides. The last three lines are grouped by blue stars on both sides. At the bottom of the writing area, there are three red poppies and a small American flag graphic.





**Memorial Day reminds me to  
be grateful for**

A large rectangular area with a black border, containing 15 horizontal black lines for writing. The lines are evenly spaced and extend across most of the width of the page.








# When I think about Memorial Day, I feel



A large rectangular box containing 18 horizontal lines for writing.









**Memorial Day inspires me to**

A large rectangular area with a black border, containing 18 horizontal black lines for writing.



