

# MEMORIAL DAY POPPY WREATH CRAFT

## Materials Needed

- Printable template
- Scissors
- Glue or double sided tape

## Instructions

1. Cut all the printable pieces for the wreath.
2. Lay them out on a table top in the shape that you like.
3. Use Glue or double sided tape to keep each piece together in the wreath shape.
4. Hang up and display!


























**REMEMBER**













**Devotion**

**Bravery**

**Service**









